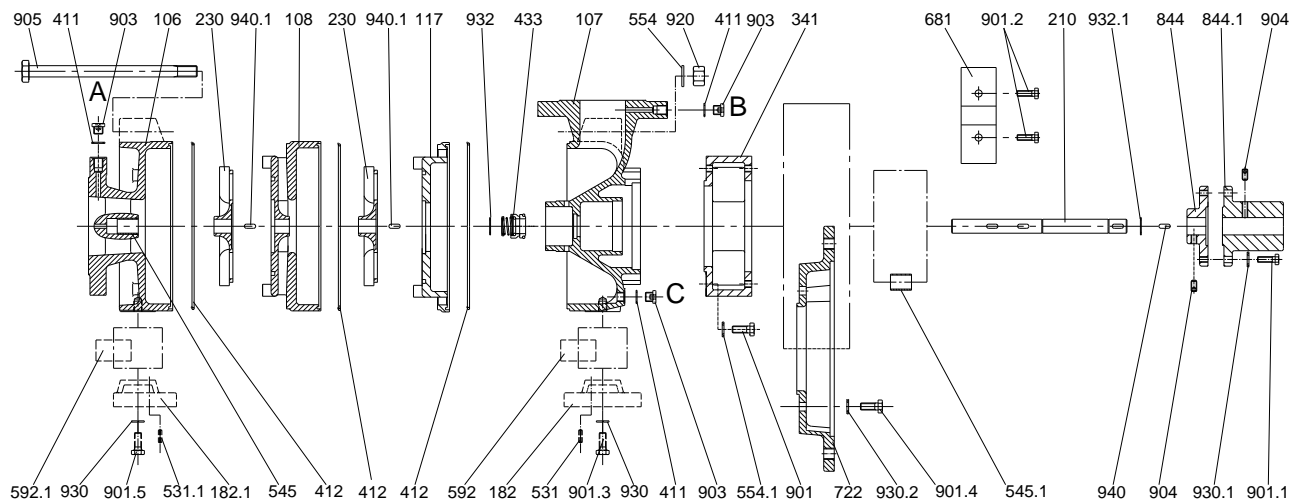
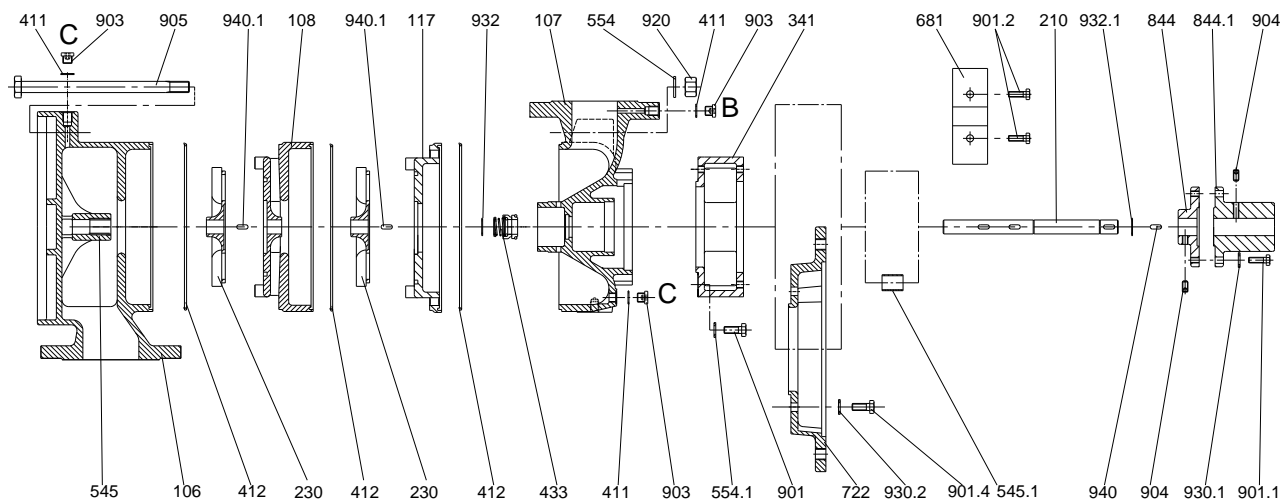


**LBU, LBKU**

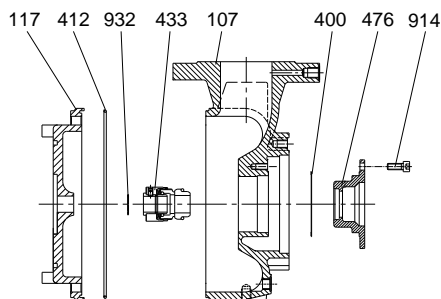


A: Screwed plug G1/4 for vent and pressure gauge connection  
 B: Screwed plug G1/4 for vent and pressure gauge connection  
 C: Screwed plug G1/4 for drain

**VBU**



**LBE/ VBE/ LBKE/ LBUX/ VBUX, delivery side**



| part no. | designation                   | part no.  | designation                   |
|----------|-------------------------------|-----------|-------------------------------|
| 106      | suction casing                | 545/.1    | bearing bush                  |
| 107      | delivery casing               | 554/.1    | washer                        |
| 108      | stage casing                  | 592/.1    | base ( underlayer)            |
| 117      | end stage casing              | 681       | coupling guard                |
| 182/.1   | foot                          | 722       | intermediate flange           |
| 210      | shaft                         | 844/.1    | coupling half                 |
| 230      | impeller                      | 901/.1-.5 | hexagon screw                 |
| 341      | lantern                       | 903       | screwed plug                  |
| 400      | gasket                        | 904       | hexagon socket set screw      |
| 411      | joint ring                    | 905       | tie bolt                      |
| 412      | o-ring                        | 914       | hexagon socket head cap screw |
| 433      | mechanical seal               | 920       | nut                           |
| 476      | support to stationary element | 930/.1-.2 | tooth lock washer             |
| 531/.1   | locking sleeve                | 932/.1    | circlip                       |
|          |                               | 940/.1    | key                           |

When ordering spare parts, please indicate serial no., type no. and parts no.